

Cardiff Assisted Reproduction Unit

Contact details

University Hospital of Wales, Heath Park, Cardiff, Wales, CF14 4XW

Phone: 02920 743 047
Fax: 02920 745499
Web: www.caru.co.uk

Opening times

8:00 - 16:30 Monday - Friday

Patient enquiries

Reception

Person responsible

Mrs Janet Evans

NHS clinic but will also allow patients who are ineligible for NHS funding, or who require further unfunded cycles to pay for their treatment.

Patients over the age of 42 were treated by this clinic during the reporting period.

Treatments offered

IVF, IUI, ICSI, DI

Services offered

IVF activities

IVF, ICSI, treatment with donor gametes or donor embryos, partial surrogacy, full surrogacy.

DI/GIFT/IUI activities

DI, IUI w/partner sperm.

Other information

PESA, TESA, sperm assessment, cycle monitoring, ovulation induction, tubal surgery, other reproductive surgery, tubal Assessment Laparoscopy and dye Hysteroconstrastsography (HyCoSy)

Eligibility criteria relate to female age, relationship status, number of previous children, single women, same sex couples, patients from abroad.

Satellite centres

Service not offered.

Donor recruitment

Sperm donors recruited. Egg donors recruited. Centre accepts known donors, known donors used for known recipient.

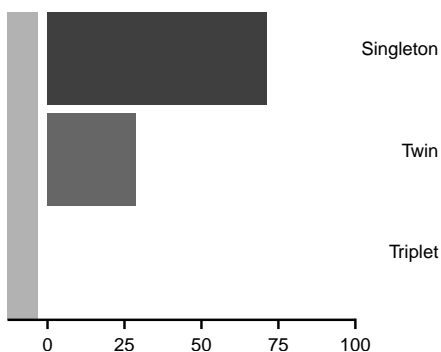
Support services

Independent counselling on/off-site. As many counselling sessions as required are included in cost of treatment. Dedicated counsellor, team approach, female doctor available.

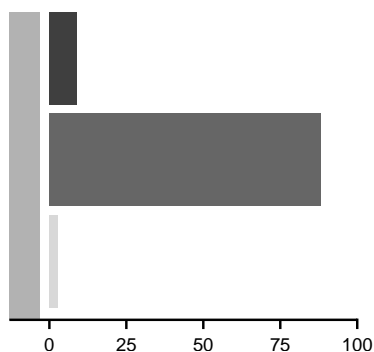
Storage activities

Sperm storage, embryo storage. Sperm stored from donors. Embryos stored from donors and patients.

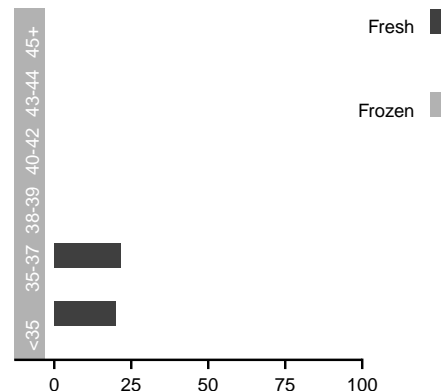
Percentage of multiple births



Percentage of embryos transfers (under 40 years)



Live birth rate per IVF cycle (%)



Cardiff Assisted Reproduction Unit

Summary success rates

Live birth rates for IVF & ICSI embryo transfers using own eggs

Percentage of ICSI (29%) vs IVF (71%)

Fresh	Below 35	35-37	38-39	40-42	43-44	Over 44
Cycles started	20.0% (23/115)	21.7% (15/69)	++ (9/39)	++ (3/35)	++ (0/3)	++ (0/1)
Embryo transfers	21.9%(23/105)	24.2%(15/62)	++(9/34)	++(3/32)	++(0/3)	++(0/1)
Implantation rate	16.6%(34/205)	20.5%(24/117)	20.3%(14/69)	4.8%(4/83)	++(0/6)	++(0/3)
Singleton live births	14.8% (17/115)	11.6% (8/69)	++ (6/39)	++ (3/35)	0	0
Multiple births	5.2%(6/115)	10.1%(7/69)	++(3/39)	0	0	0

Frozen	Below 35	35-37	38-39	40-42	43-44	Over 44
Cycles started	++ (4/43)	++ (0/23)	++ (2/7)	++ (0/7)	++ (0/1)	N/A
Embryo transfers	++(4/35)	++(0/15)	++(2/5)	++(0/6)	++(0/1)	N/A
Implantation rate	7.4%(5/68)	++(0/28)	++(2/9)	++(0/15)	++(0/1)	N/A
Singleton live births	++ (4/43)	0	++ (2/7)	0	0	0
Multiple births	0	0	0	0	0	0

* These figures include IVF, ICSI and PGS activities. Please refer to the HFEA web site "Find a clinic" page to see the PGS data which can be subtracted from the overall stats to obtain IVF & ICSI activities separately.

Donor Insemination

	Below 35	35-39	40-42	43-44	Over 44
Treatment cycles	++ (11/48)	++ (1/12)	++ (1/7)	N/A	N/A
Singleton live births	++ (7/48)	0	++ (1/7)	0	0
Multiple births	++(4/48)	++(1/12)	0	0	0

Treatments using donated eggs

	Fresh embryos	Frozen embryos
Transfers	++ (1/8)	++ (0/1)

Key to symbols

++ Percentages are not calculated where there are fewer than 50 cycles, or live births are in each age category.

N/A No treatments carried out during the reporting period for this age category/treatment type.

London Women's Clinic, Swansea

Contact details

Ward 17, Singleton Hospital, Sketty Lane, Swansea, SA2 8QA

Phone: 01792 285 954/6

Fax: 01792 285 955

Web:

Opening times

08.30 - 16.30 Monday to FridayWeekends: Closed

Patient enquiries

Miss Claire Phillips - Office Administrator

Person responsible

Mr Peter Bowen-Simpkins

Private clinic but will also offer treatment to patients funded by the NHS where a suitable contract exists.

Patients over the age of 42 were treated by this clinic during the reporting period.

Treatments offered

IVF, IUI, ICSI, DI

Services offered

IVF activities

IVF, ICSI, treatment with donor gametes or donor embryos, assisted hatching.

DI/GIFT/IUI activities

DI, IUI w/partner sperm, natural cycle IUI/DI.

Other information

PESA, sperm assessment, cycle monitoring, ovulation induction, HyCoSy

Satellite centres

Satellite IVF offered.

Donor recruitment

Egg sharing. Centre accepts known donors, known donors used for known recipient.

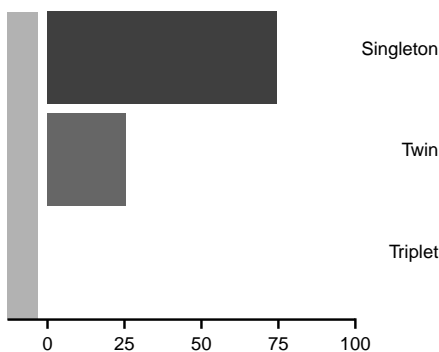
Support services

Independent counselling on/off-site. One counselling session is included in the cost of treatment - further counselling costs £45 per session. Centre holds open days. Two physicians throughout treatment, dedicated counsellor, team approach.

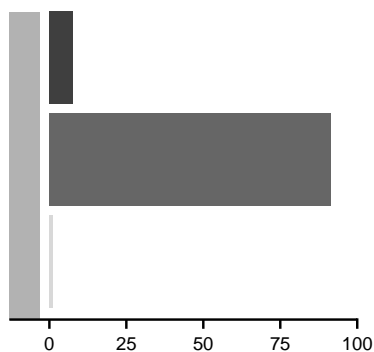
Storage activities

Egg storage, sperm storage, embryo storage. Sperm stored from donors, from patients, for oncology patients. Embryos stored from donors and patients.

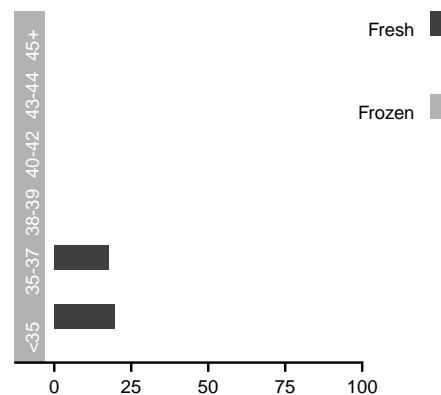
Percentage of multiple births



Percentage of embryos transfers (under 40 years)



Live birth rate per IVF cycle (%)



London Women's Clinic, Swansea

Summary success rates

Live birth rates for IVF & ICSI embryo transfers using own eggs

Percentage of ICSI (46%) vs IVF (54%)

Fresh	Below 35	35-37	38-39	40-42	43-44	Over 44
Cycles started	19.5% (36/185)	17.7% (11/62)	++ (5/31)	++ (3/40)	++ (1/5)	++ (1/2)
Embryo transfers	20.7%(36/174)	19.6%(11/56)	++(5/27)	++(3/34)	++(1/5)	++(1/2)
Implantation rate	18.7%(64/343)	14.3%(15/105)	11.5%(6/52)	6.2%(4/65)	++(1/11)	++(1/4)
Singleton live births	12.4% (23/185)	14.5% (9/62)	++ (5/31)	++ (3/40)	++ (1/5)	++ (1/2)
Multiple births	7.0%(13/185)	3.2%(2/62)	0	0	0	0

Frozen	Below 35	35-37	38-39	40-42	43-44	Over 44
Cycles started	++ (1/26)	++ (1/10)	++ (0/4)	++ (0/5)	++ (0/3)	N/A
Embryo transfers	++(1/19)	++(1/8)	++(0/4)	++(0/4)	++(0/1)	N/A
Implantation rate	++(1/36)	++(3/15)	++(1/6)	++(0/7)	++(0/2)	N/A
Singleton live births	++ (1/26)	++ (1/10)	0	0	0	0
Multiple births	0	0	0	0	0	0

* These figures include IVF, ICSI and PGS activities. Please refer to the HFEA web site "Find a clinic" page to see the PGS data which can be subtracted from the overall stats to obtain IVF & ICSI activities separately.

Donor Insemination

	Below 35	35-39	40-42	43-44	Over 44
Treatment cycles	++ (9/38)	++ (1/19)	++ (0/8)	N/A	N/A
Singleton live births	++ (5/38)	0	0	0	0
Multiple births	++(4/38)	++(1/19)	0	0	0

Treatments using donated eggs

	Fresh embryos	Frozen embryos
Transfers	19.4% (13/67)	++ (1/2)

Key to symbols

++ Percentages are not calculated where there are fewer than 50 cycles, or live births are in each age category.

N/A No treatments carried out during the reporting period for this age category/treatment type.